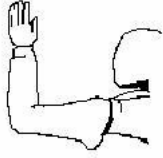
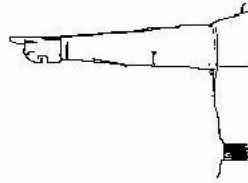


OFFICIAL GROUP RIDING SIGNALS

Right Turn
Left arm upright and hand extended.



Left Turn
Left arm extended straight out and hand extended.



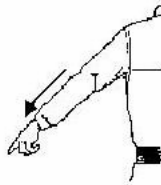
Single File
Arm fully extended and index finger extended straight up.



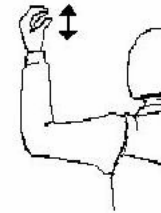
Staggered Formation
Arm extended straight up with little and pointer fingers extended.



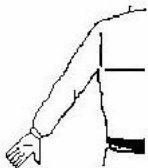
Road Hazard
Point immediately with emphasis (Sometimes this is done with the right foot).



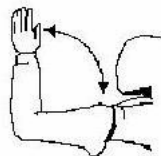
Turn Signals
(Accidentally left on)
Open and close hand with fingers and thumb extended.



Stop (Slow Down)
Arm extended straight down, palm back.




Pull Off
Arm positioned as for right turn, forearm swung toward shoulder.



Follow Me
Arm extended straight up from the shoulder, palm forward.



Comfort Stop
Upper arm extended horizontally, forearm straight up, fist clenched with short up and



OTHER SIGNALS FOR PERSONAL USE

Fuel
Arm out to side, upper arm about 45 degrees below horizontal, forearm pointing to tank with forefinger extended.

